

REPORTING MATCH RESULTS VIA THE WEBSITE

Overview

It is now possible for captains to enter results directly into the website. This will speed up the process and avoid the need to email results to the various league officers. Both captains should do this as described below.

After a match has been played either captain may enter the result. The result will be immediately visible on the website and the league table will be updated appropriately. When the other captain tries to report the result they will instead be asked to confirm the result entered by the first captain.

This guide covers the following:

Logging In

The Dashboard

Entering the scorecard

Confirming a scorecard

FAQ

Version 1.01

Tim Davison

September 2011

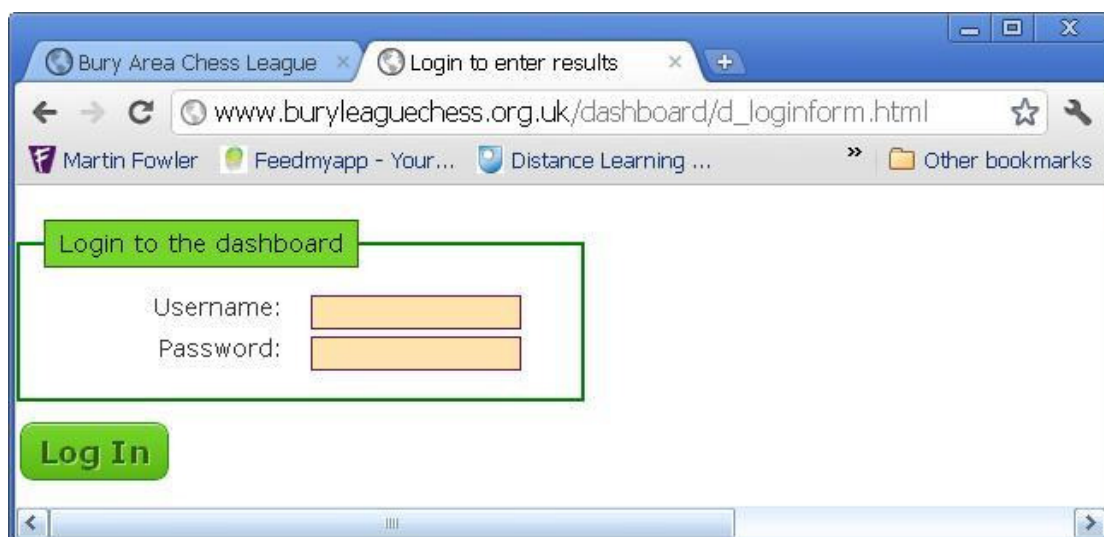
Contact Details

Internet Officer: Tim Davison results@buryleaguechess.org.uk

Logging In

Captains will need to log-in to the website before they can enter results. All the Bury League captains have been set-up with usernames and passwords and will be able to enter results for their team(s).

At the bottom of all pages on the Bury League site is a button labelled: “Enter results”. Clicking on this button will go to a login box, which will request your username and password.



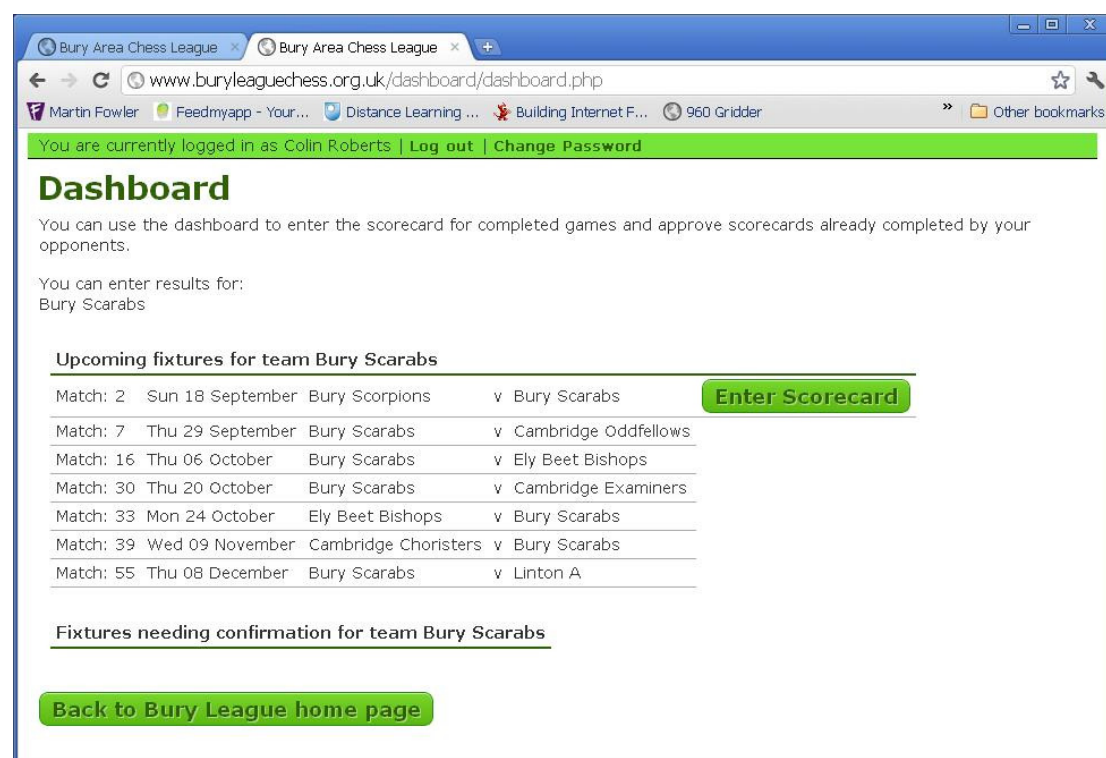
The Dashboard

Once logged in you will see the captain's "Dashboard" page. At the top of all dashboard pages is status message showing the name of the person that is logged in and links for logging out and changing password. Logging out is only really necessary if you are using the dashboard on a public machine. To change password just click the link and fill in the form provided. Passwords are encrypted before being stored, but you are still advised not to choose a password that you use for your internet banking!

The dashboard shows what teams you are able to enter results for – if this is incorrect please contact the internet officer results@buryleaguechess.org.uk.

For each of your teams a list of upcoming matches is shown. Matches that have taken place (or will take place today) will have a button "Enter scorecard".

There is also a list of matches, for each of your teams, which have had the result entered by the opposing captain. These have a button labelled "Confirm scorecard".



The screenshot shows a web browser window with two tabs for "Bury Area Chess League". The address bar shows the URL www.buryleaguechess.org.uk/dashboard/dashboard.php. A green banner at the top indicates the user is logged in as "Colin Roberts" with links for "Log out" and "Change Password".

Dashboard

You can use the dashboard to enter the scorecard for completed games and approve scorecards already completed by your opponents.

You can enter results for:
Bury Scarabs

Upcoming fixtures for team Bury Scarabs

Match: 2	Sun 18 September	Bury Scorpions	v Bury Scarabs	Enter Scorecard
Match: 7	Thu 29 September	Bury Scarabs	v Cambridge Oddfellows	
Match: 16	Thu 06 October	Bury Scarabs	v Ely Beet Bishops	
Match: 30	Thu 20 October	Bury Scarabs	v Cambridge Examiners	
Match: 33	Mon 24 October	Ely Beet Bishops	v Bury Scarabs	
Match: 39	Wed 09 November	Cambridge Choristers	v Bury Scarabs	
Match: 55	Thu 08 December	Bury Scarabs	v Linton A	

Fixtures needing confirmation for team Bury Scarabs

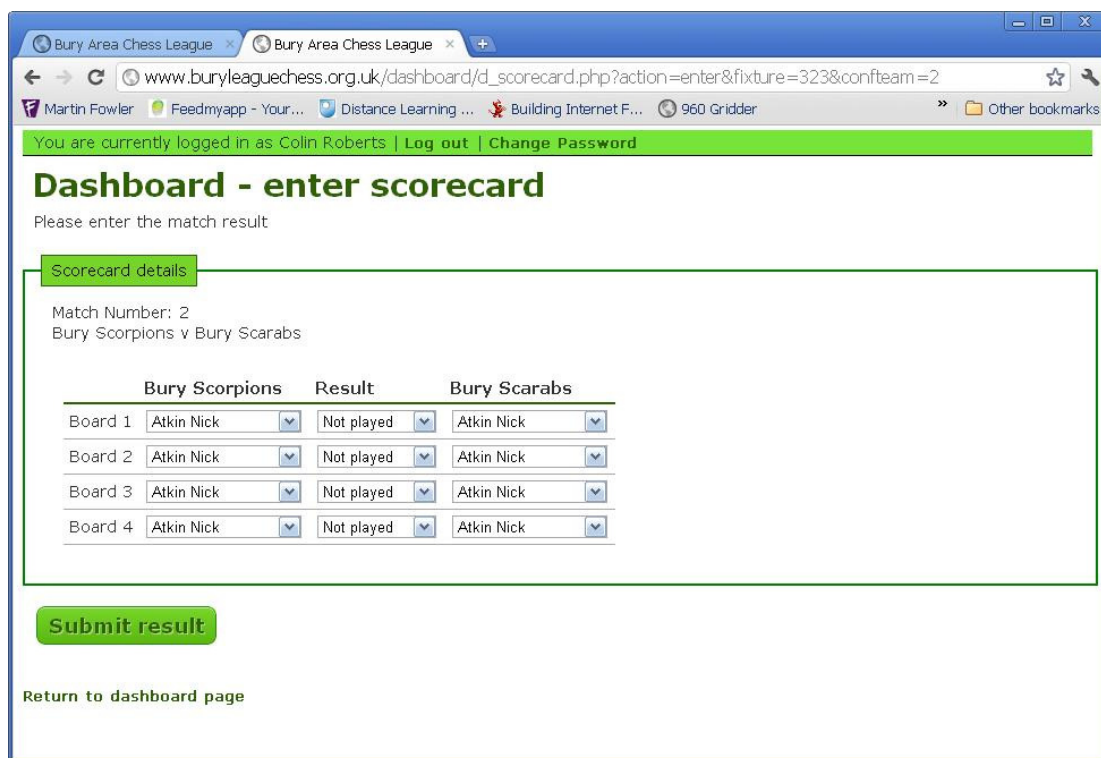
[Back to Bury League home page](#)

Entering the scorecard

Having clicked on “enter scorecard” you will see the following page where you can enter the result on each board by selecting the team members from the drop-down boxes. The drop-down boxes list all registered players for a club and shows the players in alphabetical order. (The screenshot below shows the page before any data has been entered, hence each board shows the first player in the list.)

You should also select a result for each board. Note there are different results for a win and a win by default, it is important to use the appropriate one. Each team has a player called “default” which can be used as the opponent in a defaulted game. There is also a “void” result should both players on a board default.

You don’t need to enter the match score – that is done for you from the individual board scores with the bonus point added if appropriate.



The screenshot shows a web browser window with the URL www.buryleaguechess.org.uk/dashboard/d_scorecard.php?action=enter&fixture=323&confteam=2. The user is logged in as Colin Roberts. The page title is "Dashboard - enter scorecard". Below the title, it says "Please enter the match result". A section titled "Scorecard details" contains the following information:

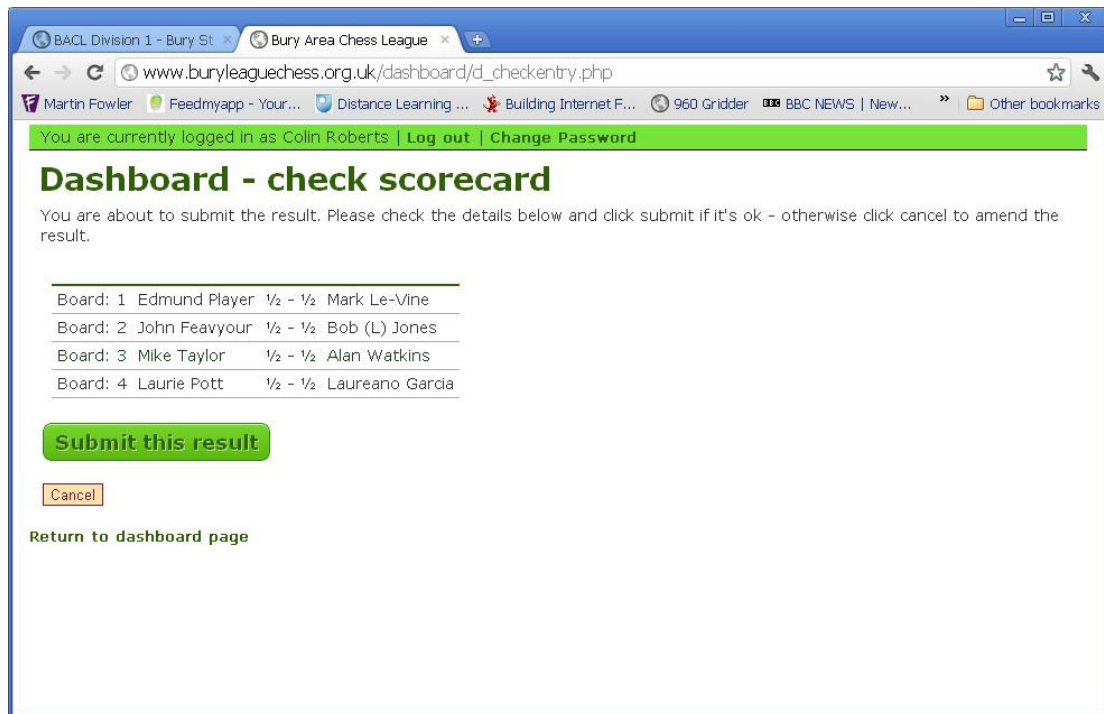
Match Number: 2
Bury Scorpions v Bury Scarabs

	Bury Scorpions	Result	Bury Scarabs
Board 1	Atkin Nick	Not played	Atkin Nick
Board 2	Atkin Nick	Not played	Atkin Nick
Board 3	Atkin Nick	Not played	Atkin Nick
Board 4	Atkin Nick	Not played	Atkin Nick

Below the table is a green "Submit result" button and a link to "Return to dashboard page".

Once the scorecard has been entered as above and the “submit result” button is clicked – the captain gets a chance to check the entry before it is stored in the database. The results you have just entered are displayed for you to check and if it is all correct clicking “Submit this result” will update the database and display the result and updated league table on the main website for all to see.

Alternatively should you spot a mistake you can click on “cancel” to return to the scorecard entry page to correct and re-submit the scorecard.



Confirming a scorecard

Once the first captain has entered the result, the fixture will no longer appear on their dashboard; instead it will appear on the opposing captain's dashboard under fixtures needing confirmation. (Note the screenshot below shows Bob Jones' dashboard – this differs from the one above as Bob captains two teams, hence fixtures for both are shown.)

Having clicked "Confirm scorecard" a page with the scorecard as entered by the first captain is shown. If this is correct click "Confirm this result". This result will be confirmed, you will be returned to the dashboard, and this fixture will no longer appear on either captain's dashboard.

Bury Area Chess League

www.buryleaguechess.org.uk/dashboard/dashboard.php

You are currently logged in as Bob Jones | [Log out](#) | [Change Password](#)

Dashboard

You can use the dashboard to enter the scorecard for completed games and approve scorecards already completed by your opponents.

You can enter results for:
Bury Scorpions
Bury Cobras

Upcoming fixtures for team Bury Scorpions

Match: 4	Wed 28 September	Cambridge Examiners	v	Bury Scorpions
Match: 17	Thu 06 October	Bury Scorpions	v	Cambridge Choristers
Match: 19	Tue 11 October	Linton A	v	Bury Scorpions
Match: 41	Thu 10 November	Bury Scorpions	v	Cambridge Oddfellows
Match: 45	Mon 21 November	Ely Beet Bishops	v	Bury Scorpions

Upcoming fixtures for team Bury Cobras

Match: 8	Thu 29 September	Bury Cobras	v	Cambridge Dons
Match: 11	Tue 04 October	Linton Blacks	v	Bury Cobras
Match: 31	Thu 20 October	Bury Cobras	v	Cambridge Academicals
Match: 40	Wed 09 November	Cambridge Bollards	v	Bury Cobras
Match: 56	Thu 08 December	Bury Vipers	v	Bury Cobras

Fixtures needing confirmation for team Bury Scorpions

Match: 2	Sun 18 September 2011	Bury Scorpions	v	Bury Scarabs	Division 1	Confirm Scorecard
----------	-----------------------	----------------	---	--------------	------------	-----------------------------------

Fixtures needing confirmation for team Bury Cobras

[Back to Bury League home page](#)

Alternatively should the scorecard be incorrect, do not click “Confirm this result” – instead email the opposing captain with the corrections you believe are required and copy the Internet Officer and Match Secretary in your email. Click on the link, “Return to dashboard page”, to leave this page without confirming the result.

Bury Area Chess League

www.buryleaguechess.org.uk/dashboard/d_confirm.php?fixture=323

Dashboard - Confirm

Fixture is 323

Board: 1	Edmund Player 199	1/2 - 1/2	Mark Le-Vine 170
Board: 2	John Feavour 176	1/2 - 1/2	Bob (L) Jones 145
Board: 3	Mike Taylor 167	1/2 - 1/2	Alan Watkins 141
Board: 4	Laurie Pott 154	1/2 - 1/2	Laureano Garcia 127

[Confirm this result](#)

[Return to dashboard page](#)

FAQ

It doesn't work for me – help! Please email me on results@buryleaguechess.org.uk. If you send me the game I will enter it on your behalf and if you let me know what the problem was I will fix it or explain what to do.

What if I can't log on? Again contact me by email. If you have forgotten your password then I will set it to a new value and e-mail the new password to you.

Why isn't there a button for submitting results for all the fixtures? The button will only appear on the day of the match – if the match has been brought forward the Match Secretary should have told me, but if he hasn't, let me know and I will correct the match date.

What should I do if I am trying to enter the results but one of the opposing team is not in the drop-down list? Each team has a player called “Not registered” – simply use this player and report the result as normal.

What should I do if I am trying to enter the results but one of MY team is not in the drop-down list? Again use the “Not registered” player; however you **must** also register the player by emailing the player's details - including his grade or estimated grade - to the Match Secretary and the Internet officer.

Can I confirm a result that shows a player as “Not registered”? Yes, as long as the scores are correct. If the player is on your team you must also email the player's details to the Match Secretary and the Internet Officer. If the player is on the opponent's team the opposing captain will already have done so. The website will be updated once the details reach the Internet Officer.

The captain is going to be away for the match, can someone else enter the result? The easiest thing might be to email the captain afterwards and let him enter the result. But if he's likely to be away for a while, it is possible for additional people to be given access to use the dashboard on a team by team basis – for example a club secretary could be given permission to enter results for all the club's teams, so they can deputise when the captain is not available. Please contact me to organise this if required.

A player was ineligible (eg too strong for the board)r – how do I enter the result? Enter the result as it happened but email the Match Secretary, Internet Officer and Opposing captain to explain the situation. This is important as the game result is used for grading though the board is a default for match purposes). Initially the match result will be shown incorrectly, but this will be corrected by the Internet Officer.

My pages don't look exactly like the screenshots shown. Why is this? The screenshots have been produced using the Chrome browser – users of IE and other browsers may see slight differences in appearance, but the functionality will be the same. Also as I get feedback from captains I may make slight changes – if anything major changes I will re-issue this manual.